

UNIVERSITY LIBRARY
REGENSBURG

Database Information System

Annual Report 2020

Regensburg, January 2021

1. General

1.1 Stock

The stock of titles in the Database Information System was increased by over 442 titles in 2020. At the end of the year, the Database Information System comprised 13,799 titles, including 5,827 free databases.

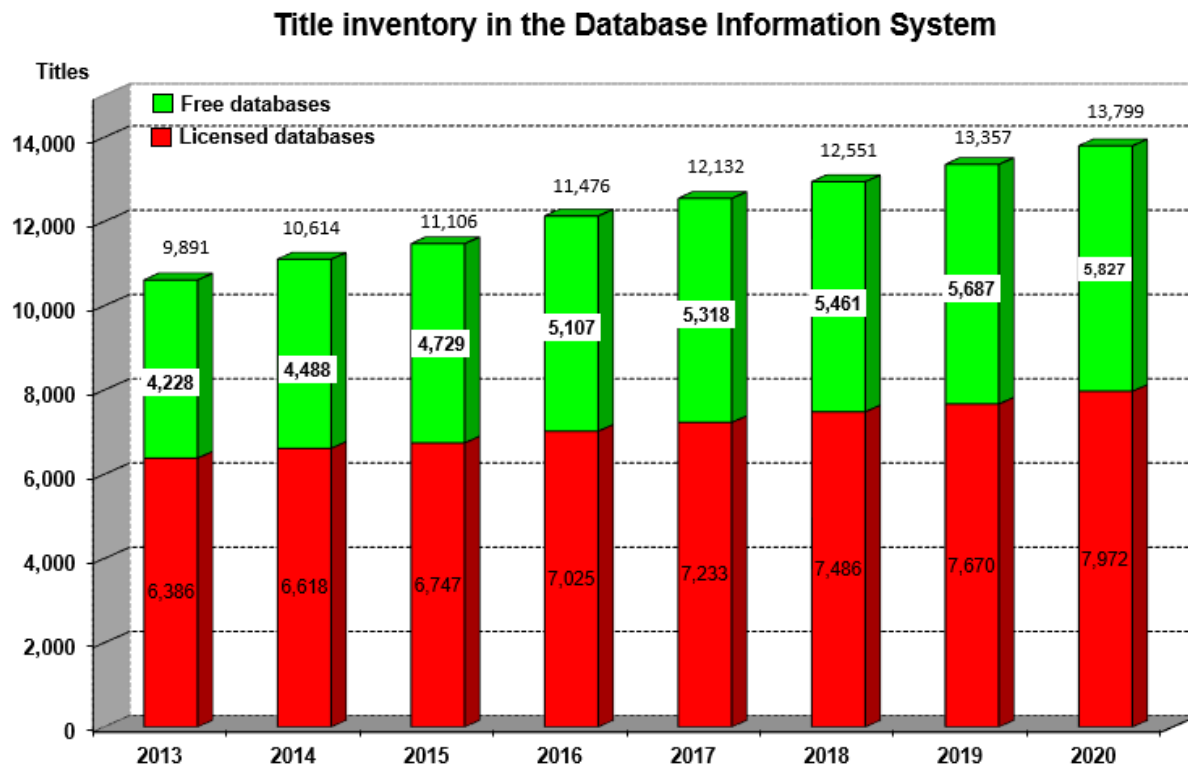


Fig. 1: Development of the title stock in DBIS in the years 2013-2020

1.2 Usage

In 2020, over 8.1 million database calls are recorded via the Database Information System. Use of the service has been declining somewhat in recent years. Last year, the number of database calls fortunately increased by 21% compared to the previous year. Further development should continue to be monitored, especially against the backdrop of the modernisation and networking of DBIS as part of the DFG project, which will be carried out from 2020 to 2023.

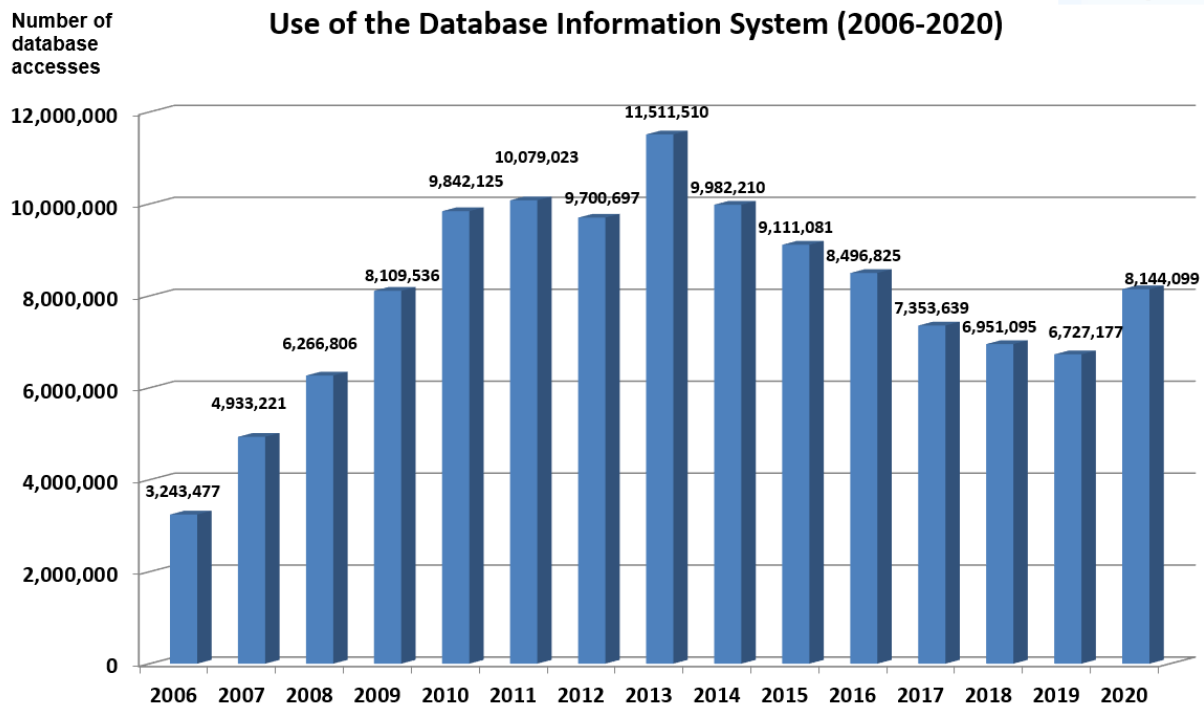


Fig. 2: Development of total accesses to databases via DBIS in the years 2005-2020.

1.3 DBIS participant libraries

The number of DBIS participants increased by 5 institutions to 339 user libraries in the year under review (see Figure 3).

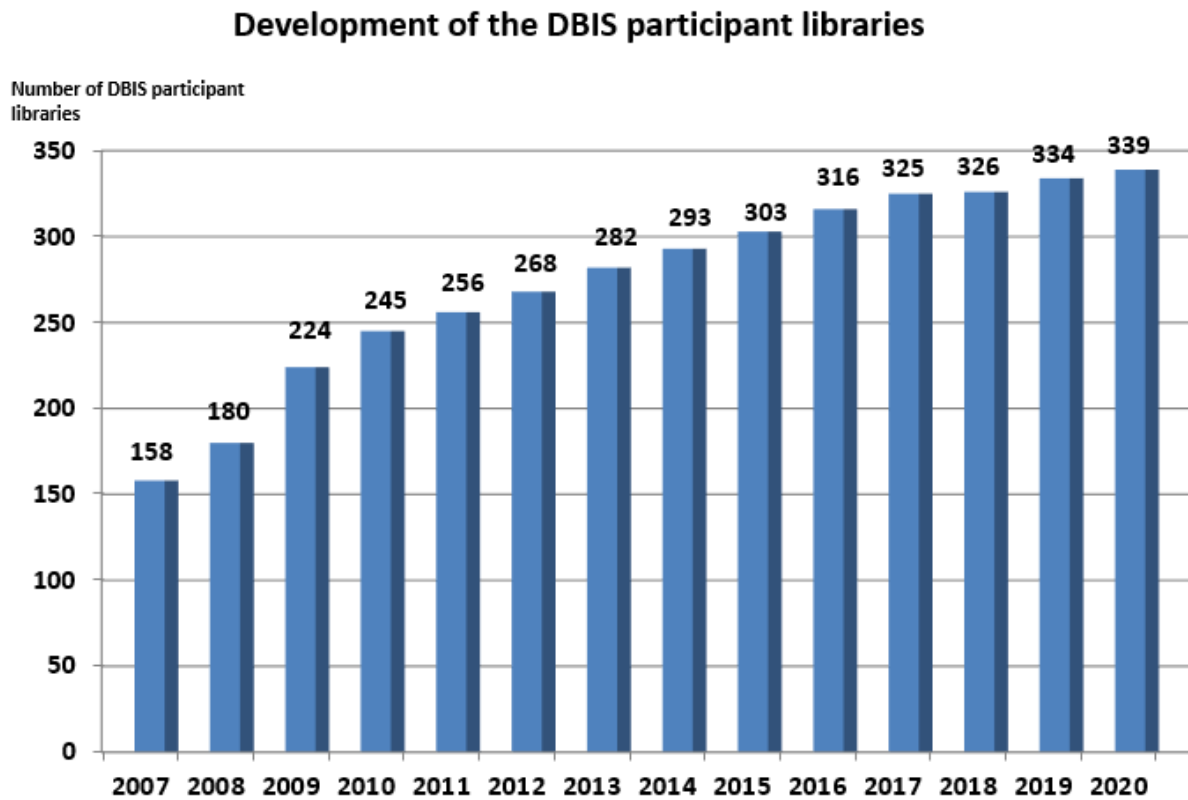


Fig. 3: Development of DBIS user libraries in the years 2007 - 2020

The DBIS participant libraries are distributed among the following countries:

Country	Number of libraries
Germany	302 libraries
Austria	24 libraries
Switzerland	6 libraries
Italy	2 libraries
France	2 libraries
Russia	1 libraries
Poland	1 libraries
USA	1 libraries

Table 1: Breakdown of DBIS participants by country

The 302 German participant libraries can be classified into the following library types:

Institution	Number of libraries
University libraries	74 libraries
College- and university of applied sciences libraries	139 libraries
Other public research institutions	55 libraries
National- and regional libraries	14 libraries
Institutions of the Leibnitz- Association	10 libraries
Institutions of the Helmholtz- Association	6 libraries
Institutions of the Max-Planck-Society	4 libraries

Table 2: Breakdown of German DBIS participants by library type

2. Title statistics according to subjects (2020)

Subject	Number of titles (total)	Number of titles (subject to licence)	Number of titles (free of charge)
General, Interdisciplinary	2697	1531	1166
History	2405	929	1476
Economics	1414	1059	355
Law	1338	947	391
German studies, etc.	859	405	454
Medicine	925	619	306
Political Science	919	540	379
Art History	775	382	393
Theology and Religious Studies	803	517	286
Sociology	777	485	292
Biology	744	427	317
General Linguistics and Literature	707	413	294
English Studies, American Studies	689	532	157
Media and Communication Studies	639	376	263
Chemistry	517	377	140
Romance Studies	503	325	178
Geography	508	267	241
Architecture etc.	489	270	219
Musicology	491	250	241
Technology in general	445	318	127
Philosophy	438	332	106
Agriculture & Forestry	434	237	197
Energy, environmental protection, nuclear technology	418	260	158
Mechanical Engineering, etc.	387	295	92
Information, Book and Library services	399	145	254
Pädagogik	403	268	135
Geosciences	336	187	149
Ethnology (Folk and Ethnic Studies)	347	178	169
Classical Philology	315	218	97
Physics	301	212	89
Psychology	285	243	60
Archaeology	286	120	166
Science in general	294	197	97

Process engineering, etc.	257	199	58
Computer Science	264	203	61
Slavic Studies	248	121	127
Pharmazie	250	177	73
Electrical, measurement and control engineering	220	166	54
Science education, etc.	212	80	132
Mathematics	167	120	47
Sports	77	51	26

Note: Multiple naming of databases in several subjects is possible.