

UNIVERSITY LIBRARY
REGENSBURG

Database Information System

Annual Report 2021

Regensburg, January 2022

1. General

1.1 Stock

The stock of titles in the Database Information System was increased by over 879 titles in 2021. At the end of the year, the Database Information System comprised 14,236 titles, including 6,037 free databases.

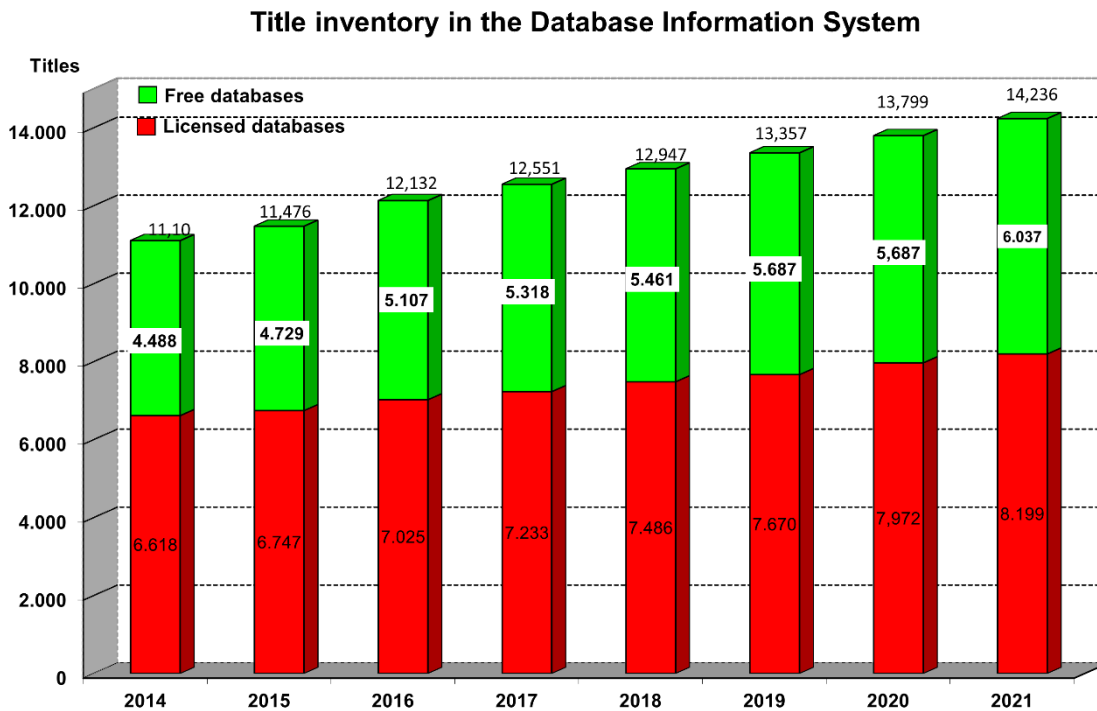


Fig. 1: Development of the title stock in DBIS in the years 2014-2021

1.2 Usage

In 2021, over 6,9 million database calls are recorded via the Database Information System.

Use of the service has been declining somewhat in recent years. Further development should continue to be monitored, especially against the backdrop of the modernisation and networking of DBIS as part of the DFG project, which will be carried out from 2020 to 2023.

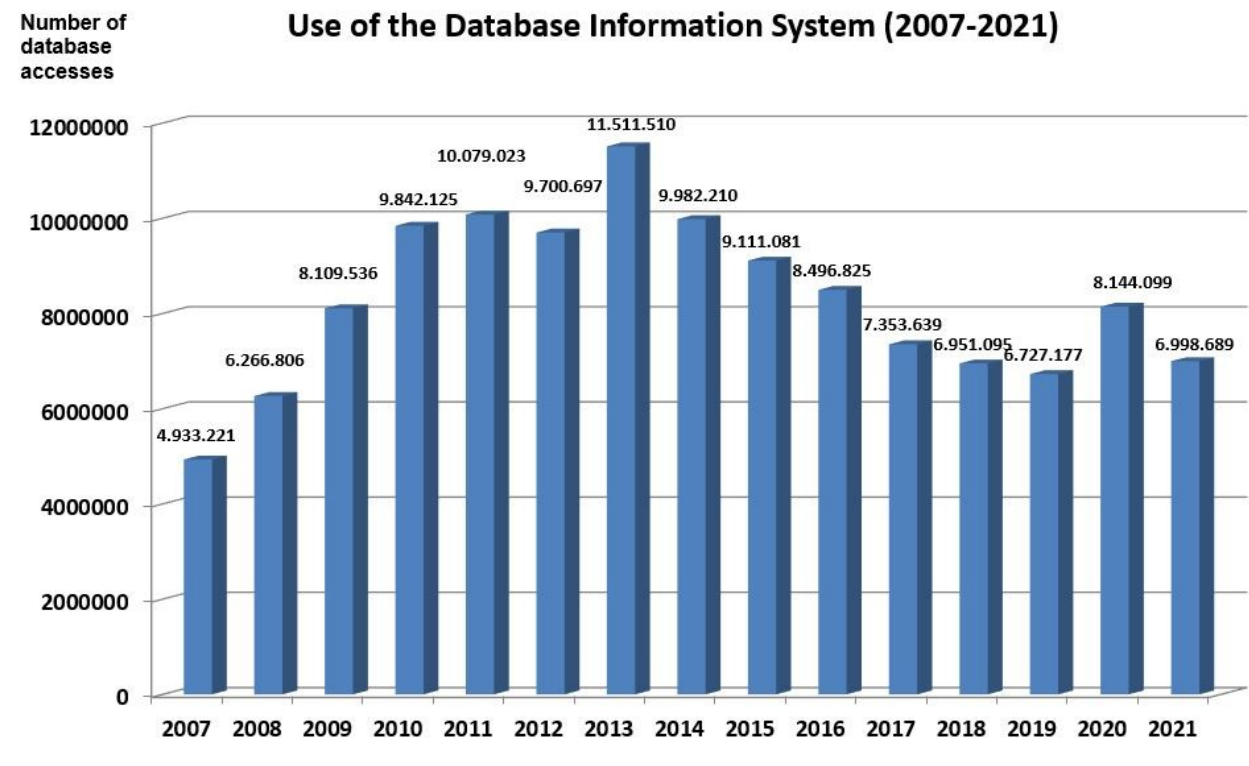


Fig. 2: Development of total accesses to databases via DBIS in the years 2007-2021.

1.3 DBIS participant libraries

The number of DBIS participants increased by 6 institutions to 345 user libraries in the year under review (see Figure 3).

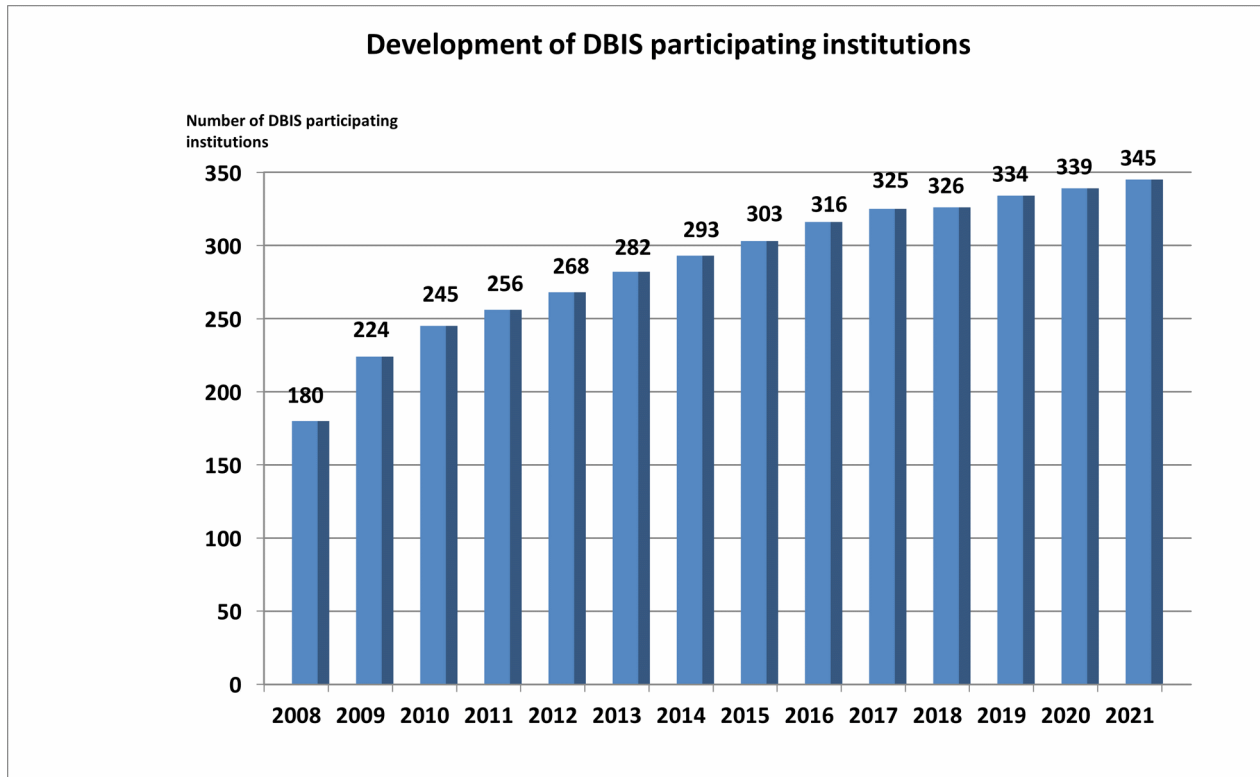


Fig. 3: Development of DBIS user libraries in the years 2008 - 2021

The DBIS participant libraries are distributed among the following countries:

Country	Number of libraries
Germany	305 libraries
Austria	26 libraries
Switzerland	5 libraries
Italy	3 libraries
France	2 libraries
Russia	1 libraries
Poland	1 libraries
USA	1 libraries

Table 1: Breakdown of DBIS participants by country

The 305 German participant libraries can be classified into the following library types:

Institution	Number of libraries
University libraries	75 libraries
College- and university of applied sciences libraries	136 libraries
Other public research institutions	56 libraries
National- and regional libraries	15 libraries
Institutions of the Leibnitz- Association	11 libraries
Institutions of the Helmholtz- Association	6 libraries
Institutions of the Max-Planck-Society	6 libraries

Table 2: Breakdown of German DBIS participants by library type

2. Title statistics according to subjects (2021)

Subject	Number of titles (total)	Number of titles (subject to licence)	Number of titles (free of charge)
General, Interdisciplinary	2761	1557	1204
History	2521	965	1556
Economics	1467	1091	376
Law	1378	978	400
German studies, etc.	891	414	477
Medicine	940	635	305
Political Science	957	566	391
Art History	796	390	406
Theology and Religious Studies	831	527	304
Sociology	798	501	297
Biology	743	435	308
General Linguistics and Literature	751	441	310
English Studies, American Studies	709	546	163
Media and Communication Studies	672	396	276
Chemistry	526	389	137
Romance Studies	519	325	194
Geography	518	261	257
Architecture etc.	491	257	220
Musicology	507	253	254
Technology in general	465	332	133
Philosophy	447	339	108
Agriculture & Forestry	435	237	198
Energy, environmental protection, nuclear technology	427	266	161
Mechanical Engineering, etc.	398	302	96
Information, Book and Library services	409	144	265
Pädagogik	420	284	136
Geosciences	336	184	152
Ethnology (Folk and Ethnic Studies)	371	189	182
Classical Philology	325	222	103

Physics	300	208	92
Psychology	319	256	60
Archaeology	295	124	171
Science in general	303	207	96
Process engineering, etc.	262	204	58
Computer Science	276	214	62
Slavic Studies	253	120	133
Pharmazie	251	180	71
Electrical, measurement and control engineering	231	174	57
Science education, etc.	223	85	138
Mathematics	169	118	51
Sports	84	56	28

Note: Multiple naming of databases in several subjects is possible.